




# OFFICE FURNITURE SOLUTIONS

*Range for New Zealand*



#### Desks & Tables



Tawa Nordic Maple & Silver

#### Storage



Tawa Nordic Maple & Silver Silver (Mobiles)



#### Workstation

- 1800 x 1800w x 600d x 730h
- 1500 x 1500w x 600d x 730h



#### Desk

- 1800w x 800d x 730h
- 1500w x 800d x 730h
- 1200w x 600d x 730h



#### Meeting Table

- Ø1200 x 730h



#### Credenza

- 730h x 1200w x 350d
- 1 shelf (adjustable)



#### Bookcase

- 1800h x 800w x 305d
- 1200h x 800w x 305d
- Adjustable shelves



#### Cupboard

- 1800h x 800w x 400d
- 4 shelves (1x fixed, 3x adjustable)
- 900h x 800w x 400d
- 1 shelf (adjustable)



#### Mobile Pedestal

- 2 drawer + File: 600h x 400w x 500d
- 4 drawer: 600h x 400w x 460d





## Desks & Tables



Tawa



Silver & White

## Storage



Tawa



Silver



### Workstation

- 1800 x 1800w x 700d x 730h
- 1500 x 1500w x 600d x 730h
- 1700 x 1200w x 580d x 730h\*
- 1200 x 1700w x 580d x 730h\*



### Open Desk

- 1800w x 800d x 730h
- 1500w x 800d x 730h
- 1200w x 600d x 730h



### Bow-Front Desk

- 1800w x 900d x 730h\*



### Reception Hutch

- 1800w x 350d x 300h\*



### Fixed Return

- 1200w x 600d x 730h\*
- Configured as LH or RH return



### Boardroom Table

- 2400w x 1200d x 730h\*



### Meeting Table

- Ø1200 x 730h\*
- Ø900 x 730h\*



### Coffee Table

- 1200w x 600d x 450h\*



### Credenza

- 850h x 1200w x 450d
- Lockable, sliding doors
- 1 shelf (adjustable)



### Hutch

- 1070h x 1200w x 300d



### Bookcase

- 1800h x 900w x 315d
- 1200h x 900w x 315d\*
- Adjustable shelves



### Cupboard

- 1800h x 900w x 450d
- 4 shelves (1x fixed, 3x adjustable)
- 900h x 900w x 450d
- 1 shelf (adjustable)
- Lockable doors



### Standard Mobile

- 2 Drawer & File: 640h x 466w x 460d\*
- 4 Drawer: 640h x 466w x 460d\*



### Locking Mobile

- 2 Drawer & File: 640h x 466w x 460d
- 4 Drawer: 640h x 466w x 460d
- Ganglock locks all drawers



### Canteen Table

- 1800w x 800d x 730h
- 1600w x 800d x 730h
- 1200w x 800d x 730h
- 1200w x 600d x 730h
- Black Powdercoated frame
- Top available in Tawa or White

\* Available in Tawa only.



#### Frame




White P/C Silver P/C Black P/C

#### Storage Feet/Handles



White P/C Silver P/C Black P/C

#### Melamine



White Silver Nordic Maple Atlantic Oak Black



#### Desk

- 1800w x 800d x 730h (1x 80mm Cable Port)
- 1500w x 800d x 730h (1x 80mm Cable Port)
- 1200w x 600d x 730h (No Cable Port)



#### Workstation

- 1800 x 1800w x 700d x 730h (1x 60mm Cable Port)
- 1500 x 1500w x 700d x 730h (1x 60mm Cable Port) (W / NM / AO only)



#### Modesty Panel

- 1800 desk or workstation 300h
- 1500 desk 300h
- 1200 desk 300h



#### Boardroom Table

- 2400w x 1200d x 730h
- Boat shaped top



#### Meeting Table

- Ø1200 x 730h
- Ø1200 x 730h - Polo Base (Black) (W / NM / AO only)
- Ø900 x 730h - Polo Base (Black) (W / NM / AO only)



#### Coffee Table

- 1200w x 600d x 450h
- 600w x 600d x 450h (W / S / NM / DO / AO only)



#### Cupboard

- 1800h x 900w x 450d
- 4 shelves (1x fixed, 3x adjustable)
- 900h x 900w x 450d
- 1 shelf (adjustable)
- Lockable



#### Bookcase

- 1800h x 900w x 315d
- 1200h x 900w x 315d
- Adjustable shelves



#### Credenza

- 1800w x 450d x 900h
- 2 shelves (adjustable)
- Lockable



#### Tambour

- 1300h x 1200w x 450d
- 2 shelves (adjustable)
- White melamine, doors and feet
- Lockable



#### Planter

- 200h x 1200w x 450d (Suits Tambour)
- 175h x 900w x 450d (Suits 900 Cupboard or 1800 Credenza - x2 required)
- White only



#### Mobile

- 2 Drawer & File
- 4 Drawer
- 640h x 466w x 460d
- Ganglock locks all drawers



#### Caddy


- 993w x 460d x 640h
- Left or Right hand
- White, Atlantic Oak & Black only
- Heavy duty castors
- Optional seat topper 40h x 455d x 455w
- Caddy handle



#### Reception & Return

- 1844w x 300d x 1095h
- 1890w x 300d x 1095h
- Designed to fit Cubit & Anvil 1800 Desk or 1800 x 1800 Workstation
- Note: Black Reception has Atlantic Oak top





\*Electric motor - 3 year warranty only.



## Desk Electric

- 1 Frame Size (variable 1200 - 1800mm)
- Adjustable height 660 - 1205mm (Includes worktop)
- Speed: 25mm/second
- Lifting capacity: 70kg
- Standard tops 1200w x 700d, 1500w x 800d, 1800w x 800d

### Frame



White P/C



Silver P/C



Black P/C

### Melamine



White



Silver



Nordic Maple



Atlantic Oak



Black



## Double Sided Desks

- 2 @ 1800w x 800d x 730h
- 2 @ 1500w x 800d x 730h
- 4 @ 1800w x 800d x 730h
- 4 @ 1500w x 800d x 730h
- 6 @ 1800w x 800d x 730h
- 6 @ 1500w x 800d x 730h
- Scallop worktops
- Optional Active25 centre screens
- Optional under desk cable baskets

### Frame



White P/C



Black P/C

### Melamine



White





## Frame



White P/C



Black P/C

## Melamine



White



Silver



Nordic Maple



Dark Oak



Atlantic Oak



Black



## Desk

- 1800w x 800d x 730h (1x 80mm Cable Port)
- 1500w x 800d x 730h (1x 80mm Cable Port)



## Workstation

- 1800 x 1800w x 700d x 730h (1x 60mm Cable Port)
- 1500 x 1500w x 700d x 730h (W / NM / AO Only) (1x 60mm Cable Port)



## Boardroom Table

- 2400w x 1200d x 730h (W / AO Only)
- Rectangle Top



## Coffee Table

- 1200w x 600d x 450h
- 600w x 600d x 450h

# Anvil System Corporate Fit-Out Desking



## Frame



White P/C



Black P/C

## Melamine



White

## Double Sided Desks

- 2 @ 1800w x 800d x 730h
- 4 @ 1800w x 800d x 730h
- 6 @ 1800w x 800d x 730h
- 2 @ 1500w x 800d x 730h
- 4 @ 1500w x 800d x 730h
- 6 @ 1500w x 800d x 730h
- Scallop worktops
- Optional Active25 centre screens
- Optional under desk cable baskets







## Electric 2 Column

- 1800w x 800d
- 1500w x 800d
- 1200w x 700d
- Digital handset with height readout and 4 point memory
- Adjustable height 720 - 1200mm (Includes worktop)
- Up and down speed 22mm/sec
- 80kg static load weight

### Frame

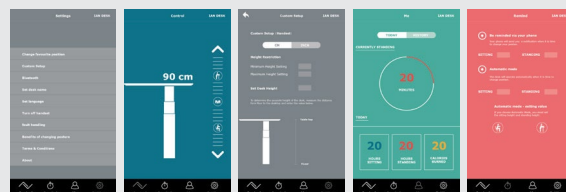


### Melamine



**Add additional functionality by upgrading with a bluetooth adaptor** (control your desk via iOS or Android device).

- Personalise & control your desk via the mobile app.
- Create good habits by setting reminders to stand.
- Track standing metrics along with calories burned.



# Metal Mobiles Premium Office Storage

## Boost Mobile BIFMA

- 600h x 390w x 450d
- Gang-locking drawers
- Anti-tilt safety feature
- Finished in White or Black powdercoat



## Agile Mobile BIFMA

- Standard: 580h x 390w x 535d
- Slimline: 580h x 300w x 500d
- Gang-locking drawers
- Anti-tilt safety feature
- Finished in White, Silver or Black powdercoat
- Health & safety focus - soft aesthetics with radius corners on top and sides.



Standard

Slimline



## Frame



White P/C



Silver P/C



Black P/C

## Melamine Desks



White



Silver



Nordic Maple



Atlantic Oak



Black



## Fixed

- 1800w x 800d
- 1500w x 800d
- 1200w x 700d
- Height 715mm (Includes worktop)
- Single configuration



## Winder

- 1800w x 800d
- 1500w x 800d
- 1200w x 700d
- Adjustable height 680 - 1130mm (Includes worktop)
- Single configuration
- Up and down speed 5mm/turn
- 100kg weight rating



## Electric 2 Column BIFMA

- 1800w x 800d
- 1500w x 800d
- 1200w x 700d
- Adjustable height 680 - 1130mm (Includes worktop)
- Single or shared configuration
- Up and down speed 22mm/sec
- Digital readout with 4 point memory
- Single motor
- 120kg weight rating



## Electric 3 Column BIFMA

- 1800w x 800d
- 1500w x 800d
- 1200w x 700d
- Adjustable height 640 - 1290mm (Includes worktop)
- Single or shared configuration
- Up and down speed 35mm/sec
- Digital readout with 2 point memory
- Twin motor
- 140kg weight rating

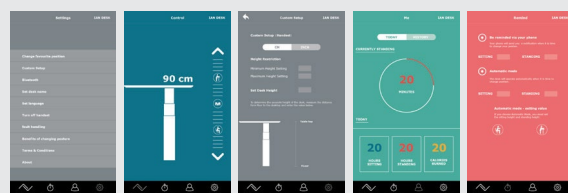


**Agile Castor (Braked) - Set of 4**  
Suits Agile Single Sided Desk  
(Increases minimum desk height by 55mm)



**Add additional functionality by upgrading with a bluetooth adaptor** (control your desk via iOS or Android device).

- Personalise & control your desk via the mobile app.
- Create good habits by setting reminders to stand.
- Track standing metrics along with calories burned.







## Frame



White P/C



Silver P/C



Black P/C

## Melamine Workstations



White



Nordic Maple



Atlantic Oak



### Fixed 90°

- 1800 x 1800w x 700d
- 1500 x 1500w x 700d
- Height 715mm (Includes worktop)



### Electric 2 Column 90°

- 1800 x 1800w x 700d
- 1500 x 1500w x 700d
- Adjustable height 680 - 1130mm (Includes worktop)
- Up and down speed 22mm/sec
- Digital readout with 4 point memory
- Single motor
- 120kg weight rating



### Electric 3 Column 90°/120°



- 1800 x 1800w x 700d - 90°
- 1500 x 1500w x 700d - 90°
- 1200 x 1200w x 700d - 120°
- Adjustable height 640 - 1290mm (Includes worktop)
- Up and down speed 35mm/sec
- Digital readout with 2 point memory
- Triple motor
- 120° White worktop only
- 140kg weight rating



**Add additional functionality by upgrading with a bluetooth adaptor** (control your desk via iOS or Android device).

- Personalise & control your desk via the mobile app.
- Create good habits by setting reminders to stand.
- Track standing metrics along with calories burned.






## Frame



White P/C Silver P/C Black P/C Chrome

## Melamine



White Silver Nordic Maple Atlantic Oak Black



Optional Link Locked



Optional Link Unlocked



## Team Flip (Rectangle)

- 1800w x 900d
- 1600w x 800d
- 1400w x 700d
- Optional Links
- 70mm locking castors
- Height 725mm (includes worktop)



Nested



## Team Flip (D-Shape)

- 1800w x 900d
- 1600w x 800d
- 1400w x 700d
- W / AO tops only
- Tops made to order
- Height 725mm (includes worktop)



## Team Flip (Trapezium)

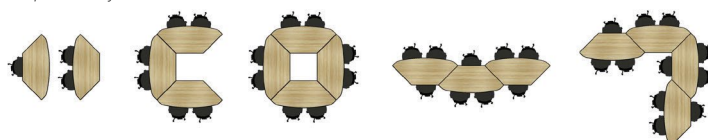
- 2173w x 900d
- Uses 800mm frame
- W / AO tops only
- Tops made to order
- Height 725mm (includes worktop)



## D-Shape Layouts



## Trapezium Layouts





## Team Table Meeting, Office & Breakout Area Tables

15  
YEAR  
WARRANTY

E1  
BOARD  
CERTIFIED

ISO  
14001  
EMS



### Frame



White P/C



Silver P/C



Black P/C



Polished Alloy

### Melamine



White



Silver



Nordic Maple



Atlantic Oak



Black



### Team Table


- Standard tops available in White, Nordic Maple, Atlantic Oak or Black  
Ø1200, 1800w x 800d, 1800w x 900d, 2400w x 1200d (Rectangle top)
- Standard tops available in Silver 1800w x 800d, 1800w x 900d
- Custom frame sizing on request
- Height 750mm (Includes worktop)

## Zion Meeting, Office & Breakout Area Tables

15  
YEAR  
WARRANTY

E1  
BOARD  
CERTIFIED

ISO  
14001  
EMS



### Frame



White P/C



Black P/C

### Melamine



White



Nordic Maple



Atlantic Oak



Black

### Zion

- Ø600
- 1000w x 600d
- Height 450mm (Includes top)



## Bar Leaners Meeting, Office & Breakout Area Tables

15  
YEAR  
WARRANTY

E1  
BOARD  
CERTIFIED

ISO  
14001  
EMS



**Anvil Bar Leaner**

- 2400w x 900d x 1050h (W / AO Only)
- 2200w x 900d x 1050h (W / AO Only)
- 1800w x 900d x 1050h
- 1600w x 800d x 1050h




**Cubit Bar Leaner**

- 2400w x 900d x 1050h (W / AO Only)
- 2200w x 900d x 1050h (W / AO Only)
- 1800w x 900d x 1050h
- 1600w x 800d x 1050h

With Castors




### Frame



White P/C Black P/C

### Melamine



White Silver Nordic Maple Atlantic Oak Black

## Life Folding Breakout Area Tables

3  
YEAR  
WARRANTY



**Life Table Round**

- Ø1500mm - 1 piece top (Net Wt. 15kg)
- Ø1800mm - 1 piece top (Net Wt. 29.5kg)
- Ø1800mm - 2 piece top (Net Wt. 30kg)
- Height 740mm
- Silver frame and off-white top
- Commercial grade



**Life Table 1 Piece**

- 1830 x 760mm - 1 piece top (Net Wt. 15kg)
- 2400 x 760mm - 1 piece top (Net Wt. 20kg)
- Height 740mm
- Silver frame and off-white top
- Commercial grade



**Life Table Trolleys**

- Round option holds 1500mm and 1800mm (12 tables per trolley)
- Rectangle option holds 1800mm and 2400mm (20 tables per trolley)
- Silver powdercoat
- Universal wheels with brake



# A good choice for the environment.

## Eco Friendly Packaging.

As consumers become more conscious of their purchasing habits, they're looking not only for eco-friendly products. They're also concerned about sustainable business practices across the board.

Knight Group supports policies and practices to protect our environment, conserve natural resources and reduce waste. As part of Knight's ongoing product development, 2023 will see the introduction of 'Eco Friendly' packaging for all desking and storage items.

Keep an eye out for the label below as this will indicate the changeover to our new 'Eco Friendly' packaging.



**ECO FRIENDLY  
PACKAGING**

REDUCE, REUSE, RECYCLE

## Ratings Warranties and Certifications

15  
YEAR  
WARRANTY  
\*\*\*\*\*

### Warranty

Knight Group guarantees you for up to 15 years against faulty parts (excluding fabric) & workmanship based on a normal 40 hour week.

E1  
BOARD  
CERTIFIED

### E1 Board

LFE stands for Low Formaldehyde Emission and is known as "E1", an internationally recognised standard of safety for composite wood board. This certification characterises an engineered wood product that is unobjectionable for almost all intents and purposes and may be used for interior finishing and furniture.

ISO  
14001  
EMS

### ISO 14001

ISO 14001 Certification is the international standard that specifies requirements for an effective Environmental Management System (EMS). It helps organizations improve their environmental performance through more efficient use of resources and reduction of waste.

BIFMA

### BIFMA

BIFMA Certification focuses on safety and performance standards developed by the BIFMA Engineering Committee. The standards provide manufacturers, specifiers, and users with a common basis for evaluating safety, durability, and the structural adequacy of the specified furniture, independent of construction materials. The standards define specific tests, laboratory equipment to be used, the conditions of the test and the minimum acceptable levels to be used in evaluating these products.



### AFRDI Certified

AFRDI Certification is a set of standards covering strength, durability, stability and safety (and ergonomics in the case of desks and workstations). This means that Knight are accountable for maintaining the quality of our products, submitting them for regular auditing to ensure they meet the highest standards for commercial use.



### Good Wood

The manufacturer's environmental policy confirms that composite wood materials are sourced from well-managed, sustainable forests and that they hold internationally recognised forestry stewardship certification.